

60 SERIES OVERVIEW

Multi Stack Cartridge Housings

The **60 Series** multiple cartridge housing range has set the standard for lightweight cartridge assemblies for use in the general liquids processing industry. Designed for ease of operation, economy and with the widest range of sizes and connections on offer in the market, these housings have been used in all the main process industries.

The **60 Series** housing range consists of:-

61 Series

- Widely used where low capital cost is important, these housings will suit most filtration applications
- Free-standing, easy to install design
- Vee clamp closure uses unique 'W' style seal for reliable leak free operation
- Designed to accommodate 3,5,10,15 and 19 element stacks up to 40" long

62 Series

- Dished bottom end allows complete drainage of clean chamber
- Adjustable legs on 3 and 5 round housings enable the user to set inlet and outlet heights
- Suitable for use up to 150°C, in full vacuum and up to 10 bar
- Designed to accommodate 3,5,10,15,19,24 and 30 element stacks up to 40" long

63 Series

- Free standing unit avoids need for legs and takes up less space
- Split body design allows easy access to cartridges for filter change out
- Vee clamp closure uses unique 'W' style seal for reliable leak free operation
- Designed to accommodate 3,5,10 and 15 element stacks from 20" - 40" long

64 Series

- Leg mounted design
- Split body design allows easy access to cartridges for filter change out
- Dished bottom end allows complete drainage of clean chamber
- Designed to accommodate 3,5,10 and 15 element stacks from 20" - 40" long

65 Series

- Higher pressure housing – up to 16 bar in liquids and gases
- Leg mounted design
- Dished bottom end allows complete drainage of clean chamber
- Designed to accommodate 3, 5 or 10 element stacks from 20" - 40" long

66 Series

- Designed for use with large diameter cartridges in high flow systems
- Can be used with either forward flowing FFC style cartridges or 'in to out' HFC style cartridges
- Can be installed in the vertical or horizontal positions and can be supplied with fixed or adjustable legs
- Available for 1 to 30 round cartridges and for 20", 40" and 60" lengths

The **60 Series** range offers amazing flexibility with many unique design features include 10 different connection styles, 4 different end cap configurations, various different top closure styles, split bowls, free standing units and electropolished finish both inside and out making these housings the market leaders for industrial applications.



Features and Benefits

- Large selection of housing sizes available so suitable for a wide range of process applications
- Universal cup enables choice of plug in (Code 3, Code 8 and Code A) or DOE cartridge styles in the same housing
- Full housing customisation service available
- Every housing is etched with a batch number for full traceability
- Full PED compliance with 2014/68/EU and full ATEX compliance with 2014/34/EU, level CE Ex II 2 GD c X
- Integral vent and drain sockets

60 Series Technical Data

Maximum Operating Conditions

		61/63 Series					62/64 Series					65 Series		66 Series		
		6*03	6*05	6*10	6*15	6119	6*03	6*05	6*10	6*15	6219	6224-6230	6503/6505	6510	6601	6603-6607
Max. Pressure (bar g)	Liquid	FV/10				FV/6	FV/10				FV/6	FV/10	FV/16		FV/10	
	Gas	FV/7.5	FV/4.5	FV/2	FV/1.5	FV/1	FV/7.5	FV/4.5	FV/2	FV/1.5	-		FV/16	FV/1.5	FV/3	-
Maximum Temp.		-10°C-150°C									-10°C/110°C		-10°C/150°C		-10°C/110°C	

Details in the table above represent bolted closures only, for full details on any of our housings please contact the Sales Office or refer to individual datasheets available upon request.

Materials of Construction

Body and Head: 316L St.Steel
 Closure - Vee Clamp: 304 St.Steel (non wetted parts)
 Screw Clamp: Zinc Plated carbon steel
 Seal: Ethylene Propylene
 Viton

Standard Connections






Inlet/Outlet: 2" BSPM, 2" - 6" Flange
 Vent: ¼" -½" BSP with Plug
 Drain: ½" -1" BSP with Plug
 Optional Connections: Tri Clamp, EN1092-1 Flange, ASME Flange, RJTM, DIN2633 Flange

PED Status: Compliant with 2014/68/EU
Exceptions: Group 1 liquids - Explosive
ATEX: Compliant with 2014/34/EU, level CE Ex II 2 GD c X

		61/63 Series			62/64/65/66 Series				
Fluid Groups	Liquid	Group 2			Groups 1+2				
	Gas				Group 2	-	Groups 1+2	Group 2	-
Marking		CE							

Technical drawings for each individual housing showing dimensions, volume, weights, maximum temperatures and design pressures available on request.
 For full details on any of our housings please contact the Sales Office or refer to individual datasheets available upon request.

60 Series Accessories

Pressure Gauge and Vent Valve Kit ¼" BSPM, 63mm 316 St.St gauge, 0-27 bar, Perspex front		
Pressure Gauge and Auto Vent Valve Kit ¼"-½" BSPF, Brass or St.St gauge, 0-10 bar, ball valve		
Ball Valve and Nipple ¼"-1" BSPF, 316 St.St, Reduced bore - PTFE seat		
Adjustable Leg Set 168-219mm 304 St.St Adjustable leg set		

AMAZON FILTERS LTD.

Albany Estate, Camberley, Surrey, GU16 7PG, ENGLAND
 Tel: +44 (0) 1276 670 600 Email: sales@amazonfilters.co.uk Web: www.amazonfilters.com